

Safe. Smart. Step-by-Step.



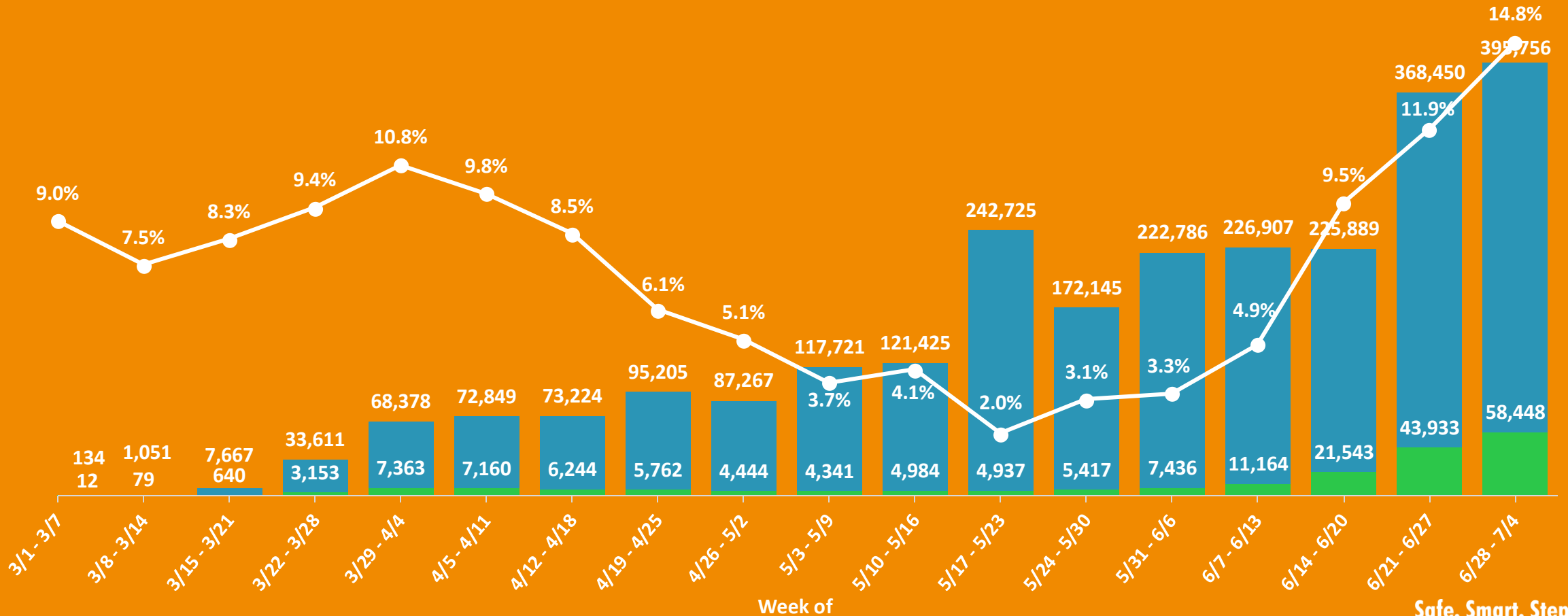
PLAN FOR FLORIDA'S RECOVERY
& PROTECTION OF OUR MOST VULNERABLE



- **Protect the Vulnerable**
- **Expand Testing**
- **Social Distancing**
- **Support Hospital/Health Care Workers**
- **Prevent the Introduction of COVID-19 from Outside FL**

TOTAL PEOPLE TESTED, NEW CASES & PERCENT POSITIVITY BY WEEK, STATEWIDE IN FL

■ Total
 ■ Cases
 ● Percent



Safe. Smart. Step-by-Step.



Florida has tested more than **2.2 million people**, which is **one out of every 10 people**.

WEEK OF 6/29

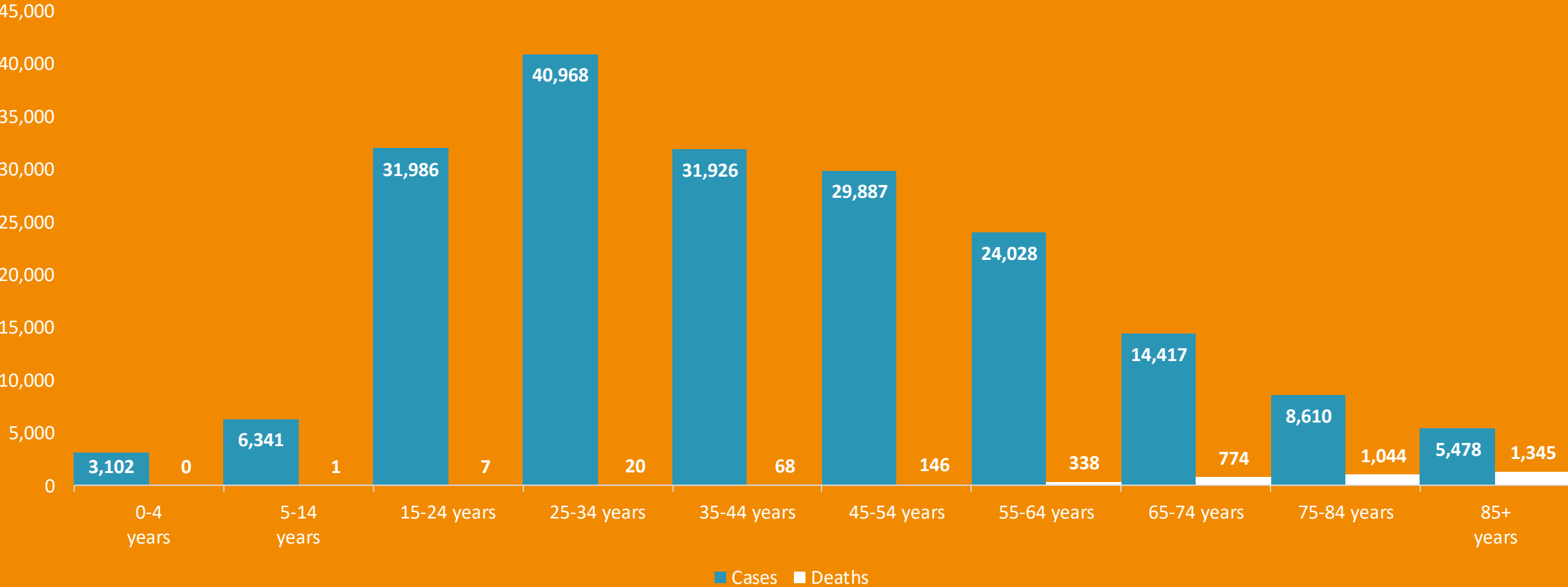
- **395,756** People Tested
- **14.8%** Positivity Rate
- **36** - Median Age

Safe. Smart. Step-by-Step.



PLAN FOR FLORIDA'S RECOVERY
& PROTECTION OF OUR MOST VULNERABLE

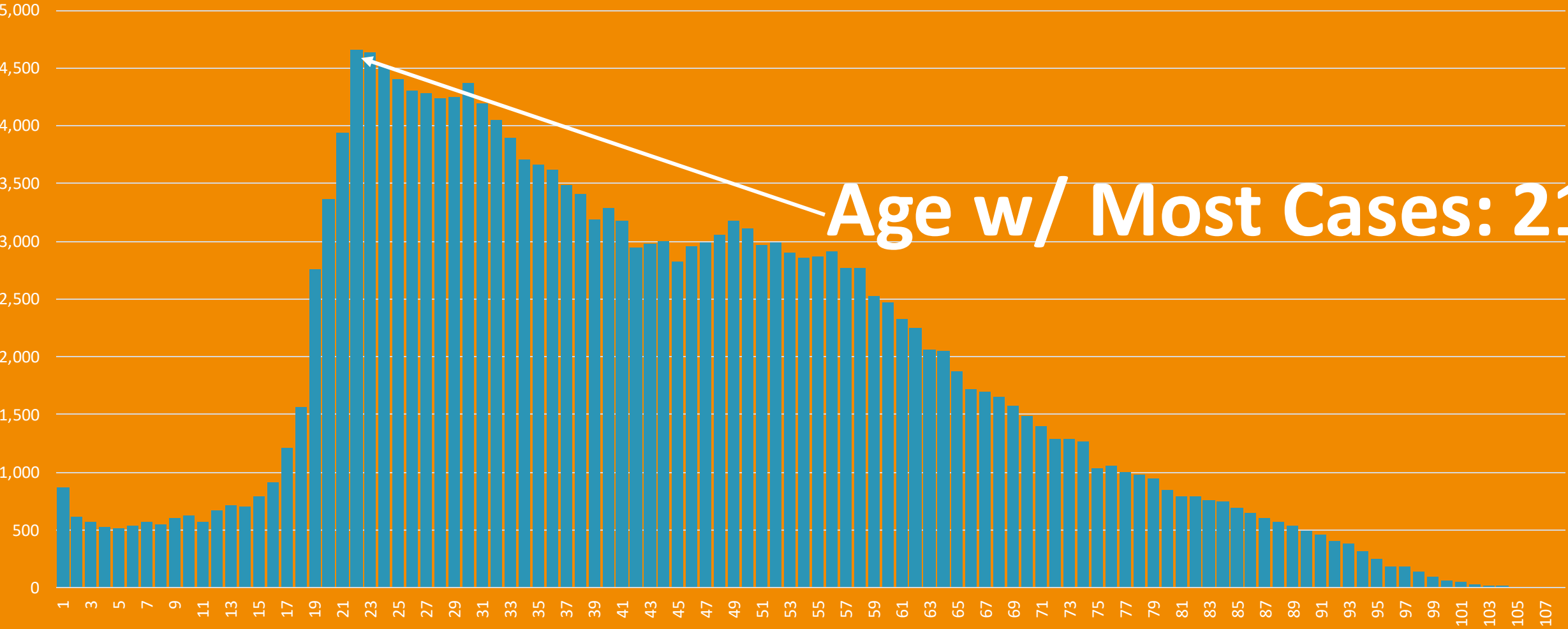
CASES & FATALITIES PER AGE GROUP IN FL



Safe. Smart. Step-by-Step.



CASES BY AGE IN FL

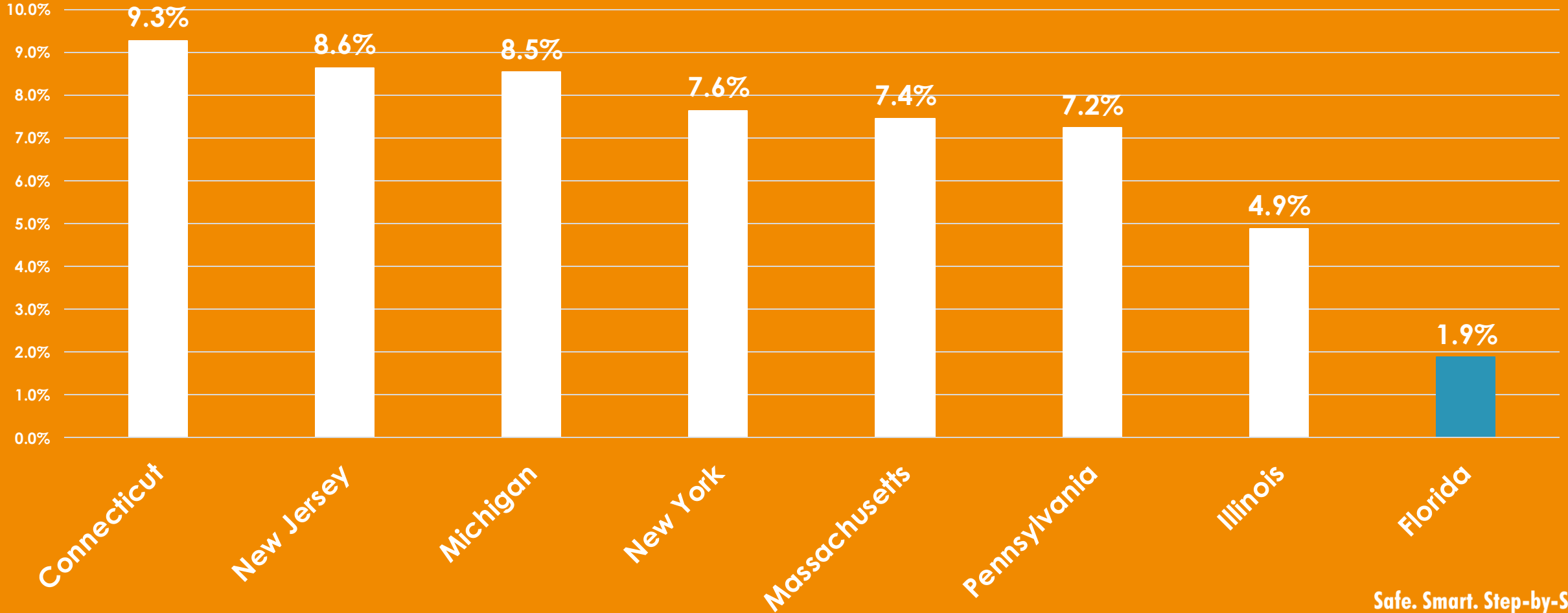


Safe. Smart. Step-by-Step.



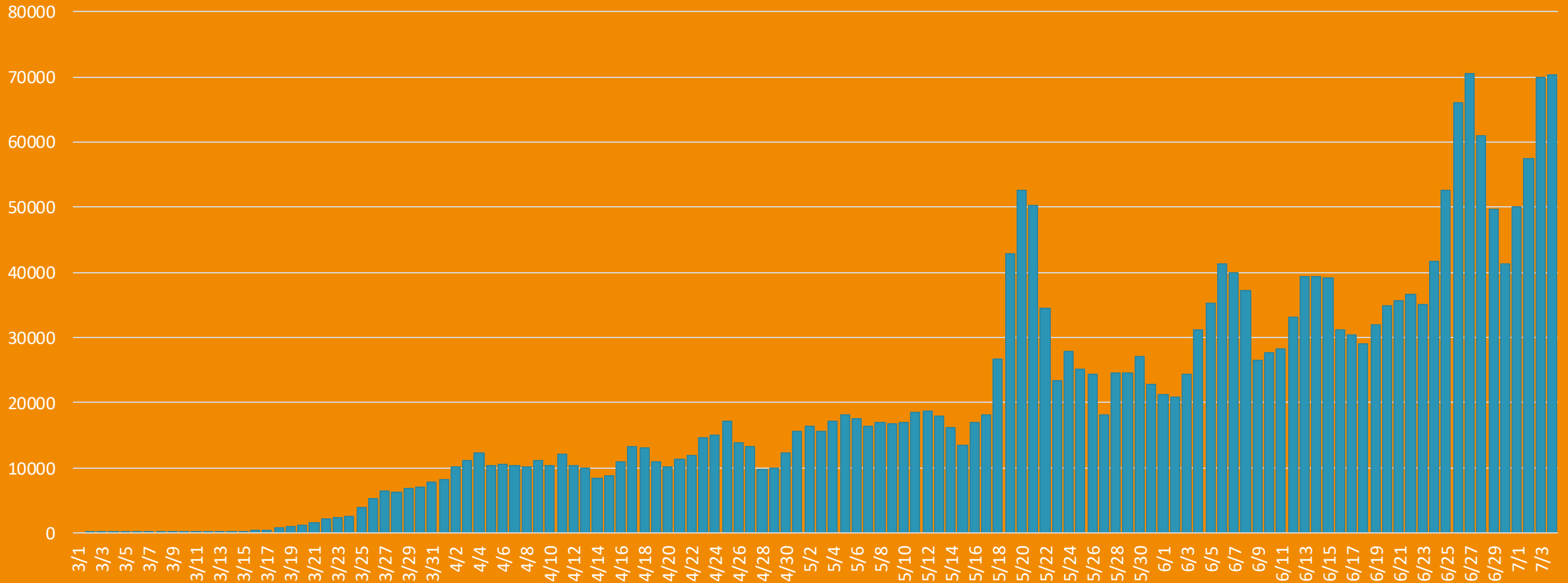
CASE FATALITY RATE BY STATE

Fatality Rates for Positive Cases



State cases and fatality data from [worldometers.com](https://www.worldometers.com), population data from U.S. Census Bureau.

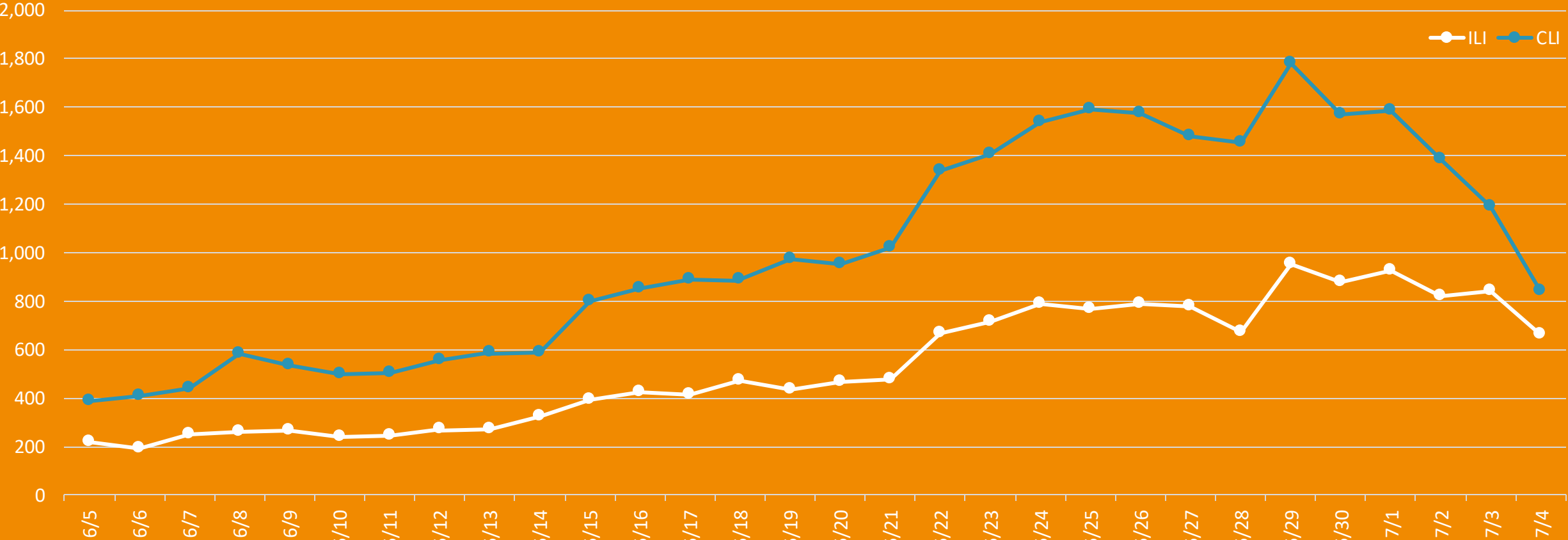
TOTAL PEOPLE TESTED IN FL: 3-DAY ROLLING



Safe. Smart. Step-by-Step.



COVID & INFLUENZA-LIKE ILLNESS IN FL



Safe. Smart. Step-by-Step.



“Cases” are detected infections. There are & have been more infections than documented cases.

CDC Seroprevalence Survey

South Florida

1.85%

Seroprevalence estimate

Apr 6 -Apr 10, 2020

When samples were collected

10,500

Cases Reported in that catchment area by April 10, 2020

117,400

Estimated Cases based on Seroprevalence and catchment area population

11x higher ↑

Difference between reported cases counts and estimated case count based on survey

Geographic locations where samples were collected from which population-based estimates were calculated: Miami-Dade, Broward, Palm Beach, Martin

Number of samples collected: 1,742

CDC Report on ED Use During Pandemic

- Weeks following declaration of COVID-19 as a national emergency witnessed substantial reductions in numbers of ED visits for three potentially life-threatening conditions: heart (23% ↓), stroke (20% ↓), and hyperglycemic crisis (10% ↓).
- The striking decline in ED visits for acute life-threatening conditions might partially explain observed excess mortality not associated with COVID-19.

PROTECT THE VULNERABLE

AVOID CROWDS & MINIMIZE CONTACT OUTSIDE THE HOME

65+



Safe. Smart. Step-by-Step.



AVOID CROWDS & MINIMIZE CONTACT OUTSIDE THE HOME

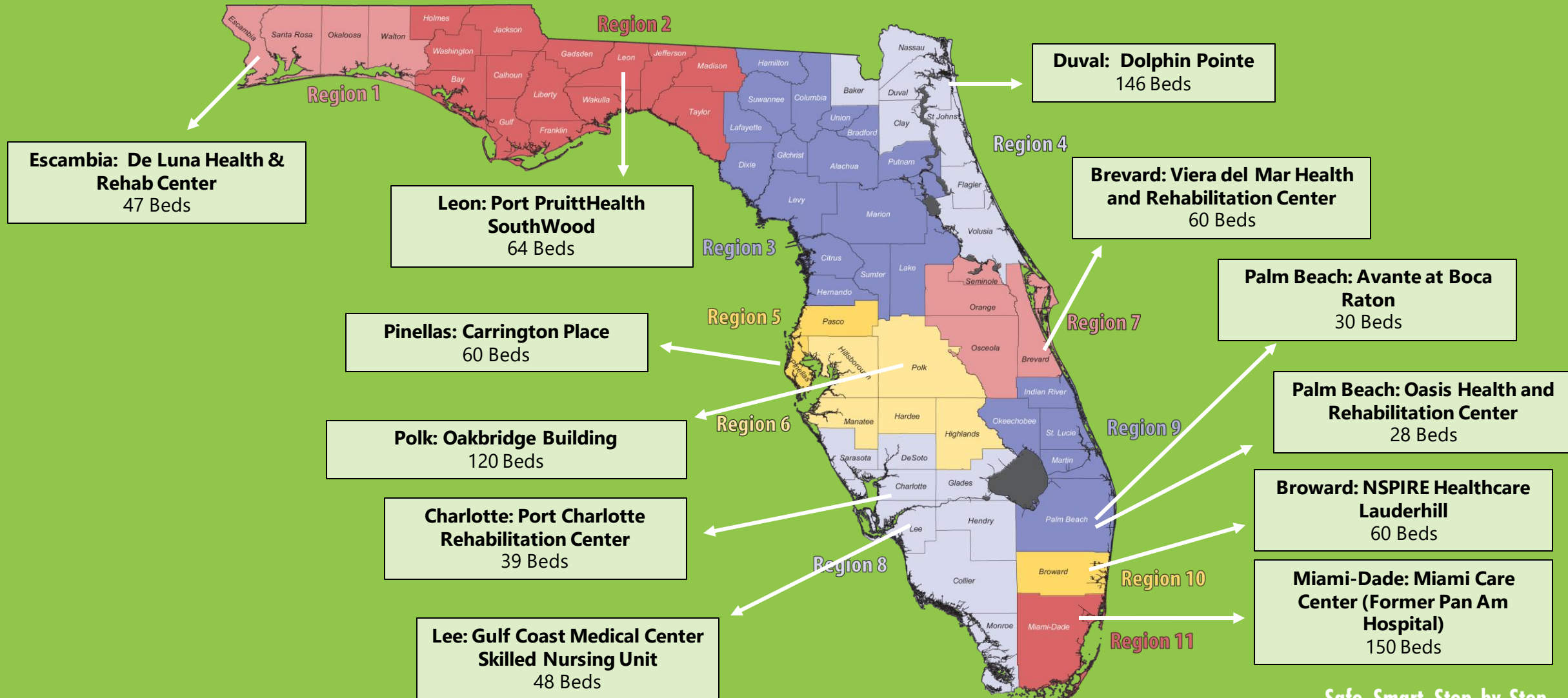
AND THOSE WITH UNDERLYING CONDITIONS

- Diabetes
- Cystic Fibrosis
- Asthma
- Kidney disease
- Obesity
- Serious heart conditions
- Sickle cell disease

Visit [CDC.gov](https://www.cdc.gov) for full list.

FLO RIDA LONG- TERM CARE FACILITIES

12 COVID-DEDICATED NURSING FACILITIES IN FLORIDA




The facilities listed have executed agreements for COVID-dedicated buildings and/or wings.

Nearly 85% of All FL
COVID-19 Related
Fatalities Have
Occurred in Age
Group 65+

SOCIAL DISTANCING

Protect our Most Vulnerable

AVOID THE 3 Cs



Closed Spaces



Crowded Places



Close-Contact Settings



LEARN MORE HERE

FloridaHealth.gov

...and wear a mask!

Safe. Smart. Step-by-Step.



LOW RISK VS. HIGH RISK ENVIRONMENTS



LOW RISK

- Outdoors, fresh air, sunlight, heat and humidity



HIGH RISK

- Enclosed, crowded spaces with poor ventilation
- Virus prefers A/C to fresh air

MARCH VS. JULY

TESTING SITES – MARCH VS. JULY 6TH

By the end of March, Florida had **7 state-supported testing sites**, which had tested a total of **20,000 people**.

To-date, we have **47 testing sites**, and they've tested more than **586,000 people**.

FLORIDA PPE – MARCH VS. JULY 6TH

FDEM was fighting for critical PPE supplies throughout March. By early April, they had sent first responders and health care workers:

- **2.8 million masks**
- **218,000 face shields**
- **3.9 million gloves**
- **157,000 gowns**

To-date, FDEM has sent the following PPE to support health care workers and first responders:

- **More than 43 million masks**
- **More than 12.7 million gloves**
- **More than 1.9 million face shields**
- **More than 2.7 million gowns**

TREATMENTS – MARCH VS. JULY 6TH

Initial Treatment of COVID-19

- Supportive Oxygen Therapy and Early Ventilator Use
January – March 2020
- Hydroxychloroquine – FDA EUA March 2020

COVID-19 Treatment Evolution

- Convalescent Plasma – April 2020
- Remdesivir: FDA EUA – May 2020
- Anticoagulation Therapy – May 2020
- Dexamethasone – June 2020

HEALTH CARE SYSTEM SUPPORT

- Personnel
- Remdesivir
- Lab Reagents

Safe. Smart. Step-by-Step.



PLAN FOR FLORIDA'S RECOVERY
& PROTECTION OF OUR MOST VULNERABLE



THANK YOU